










ERTEC® Environmental Systems

Protecting Global Lands & Waterways™

ProWattle™ vs. straw wattles
 Labor & Logistics Compare
 Actual Project: **9,040 LF**



	Fiber Rolls (wattles)	ProWattle™
# Pallets	30 	2 
On-site transport	300 LF 	3500 LF 
Labor	3 persons 100 LF 	1 person 300 LF 
Install Rate	4 person crew 5.0 days	4 person crew 2.25 days
Savings	As much as 50% on 1st project In addition to labor and logistics savings, ProWattle maintenance is minimal.	
After	To landfill. No useful life. 	Reuse on next phase or project. Useful for 4+ years 