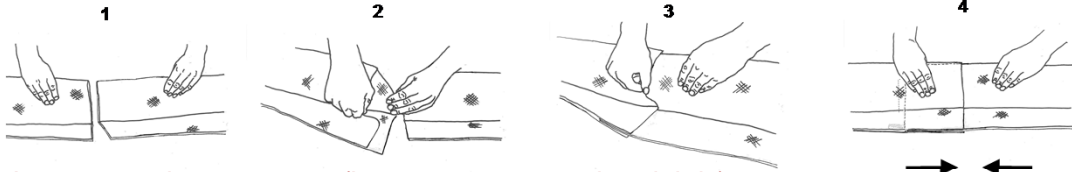
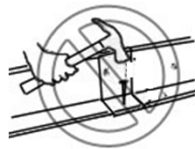
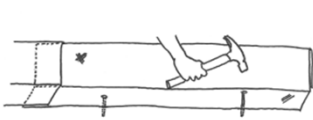




ProWattle: Installation Guidelines

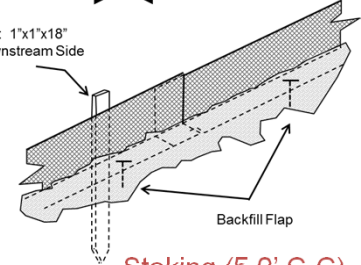


Interconnecting segments (butt segments together tightly)



Anchoring with 6" Nails (2 per segment, 3.5' C-C)

Wood Stake: 1"x1"x18"
5' C-C Downstream Side



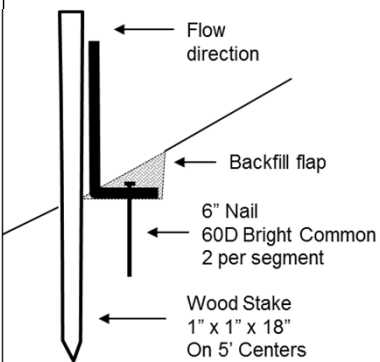
Staking (5.0' C-C)



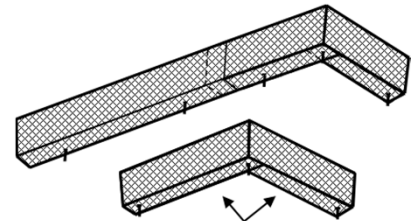
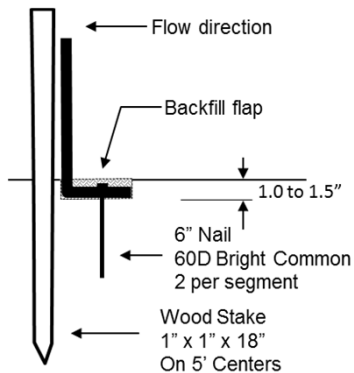
Slope Stabilization

Placement on slope, on contours:

Slope	Separation
1:2 and steeper	10 feet
1:2 to 1:4	15 feet
1:4 to 1:10	20 feet
1:10 and flatter	50 feet



Perimeter Protection



To bend or dogleg - slit flap



Check Dam

